

# 1" NailStrip 032 Aluminum Panels

032 Aluminum (min) 1" Nail Strip over 15/32" (min)  
plywood

Metal Alliance, Inc

2120 SW Poma Dr | Palm City FL 34990

Produced by Metal Alliance's Network of Approved Regional Manufacturers

## Product Description

Nailstrip, snaplock style panel with a 16" maximum panel width and a nominal rib height of 1"

## Product Material

Nominally 0.032" aluminum or thicker

## Fastener

#10 1-inch pancake style fastener

Compliant with FBC 1506.6 where required.

## Substrate/Deck

15/32" (min) plywood or

3/4" (min) thick wood plank (min S.G. of 0.42)

## Evaluated by:

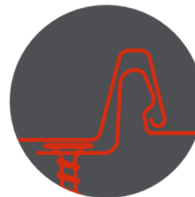

David Eng, PE

Timberlake Cove, LLC

3324 W Univ Ave #206 | Gainesville FL

FL PE 81377 | FL CA 33344

[www.TimberLakeCove.com](http://www.TimberLakeCove.com)



This item has been digitally signed and sealed by D.E. Eng, PE, on the date indicated. Printed copies of this document are not considered signed and sealed and the signature must be verified on any electronic copies.

100SL

1" NAILSTRIP 032 ALUMINUM

**Underlayment:** Comply with local building code or FBC 1507.1.1 where required.

**Slope:** Comply with local building code or FBC 1507.4.2 where required.

**Re-Roofing:** This panel may be installed over a single layer of existing shingles as permitted by local building code or FBC 1511, provided the existing roof meets the conditions required by the applicable code.

**Maximum Allowable Loads & Installation Requirements:**

**Method A:** #10 x 1" fastener at 6" o.c. along nail strip: **168.5 PSF**

A factor of safety of 2 has been applied.

Fasteners are installed through the metal flange, NOT through the pre-punched slots.

**Technical Documentation:**

This product has been tested to the UL 580 standard by Intertek Testing (TST-1527), report J6368.02-450-44 R0.

**Compliance Statement:**

This product as described has demonstrated compliance with Florida Building Code 2020, 1504.3.2 (non-HVHZ) as required by FL Rule 61G20-3, method 1D.

This product as described has been tested and demonstrated compliance with:

- UL580 - Test for Uplift Resistance of Roof Assemblies
- UL 1897 - Uplift test for roof covering systems

**Certification of Independence:**

David Eng, PE and Timberlake Cove, LLC do not have, nor will acquire a financial interest in any company manufacturing or distributing products under this evaluation. The same entities do not have, nor will acquire, a financial interest in any other entity involved in the approval process of the product.

**Exclusions and Limitations:**

Design of deck and roof structure (to include attachment of plywood or wood plank) shall be completed by others. Fire classification and shear diaphragm design are outside the scope of this evaluation.

This report is limited to compliance with structural wind load requirements of FBC 1504.3.2, as required by Rule 61G20-3. Neither Timberlake Cove nor the manufacturer shall be responsible for any conclusions, interpretations, or designs made by others based on this evaluation report. This report is limited solely to documenting compliance with Rule 61G20-3, and makes no express or implied warranty regarding performance of this product.

**Design Process:**

The load tables in this report provides *one* prescriptive option for the fastening requirement for the applicable wind loads for roofs within the parameters described. For roofs outside of the listed parameters, design wind loads shall be determined as required by FBC 1609, ASCE 7, or other design code in force, using allowable stress. These load tables are based on ASCE 7-16. Use of these tables assumes that the structure is:

- Enclosed and conforms to wind-borne debris provisions and is a regular shaped building
- Is not subject to across-wind loading, vortex shedding, or instability; nor does it have a site location for which channeling or buffeting warrant consideration

Engineering analysis may be completed by other licensed engineers for project specific approval by local authorities having jurisdiction.

**Instructions:**

Select the appropriate load table that applies to the structure in question.

Determine the design wind speed for the project location.

Use the attachment method indicated for that windspeed within each roof zone.

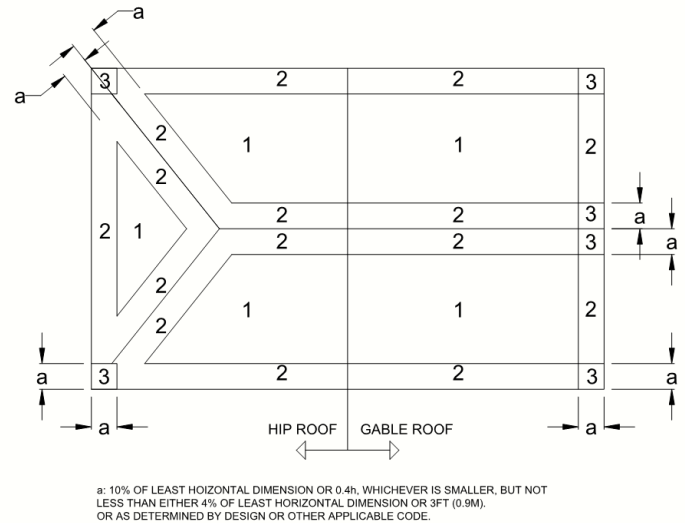
NOTE: ASCE 7-16 and FBC 2020 adopt a 7-zone concept. For the load tables below, the worst case was taken for each zone and reported using the standard zones 1-2-3:

Zone 1 includes zones 1 and 1'

Zone 2 includes zones 2e, 2r, and 2n

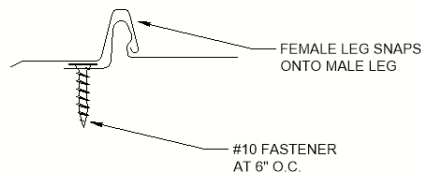
Zone 3 includes zones 3e and 3r

Combining these zones creates a clear, simple scheme, at the expense of some design efficiency. Contact Metal Alliance Inc for further information, or consult a licensed design professional.



**ROOF ZONES FOR GENERIC BUILDING**

**METHOD A**



Use this load table for structures which meet the following criteria:

Are located in **Exposure B** area

Have either a **flat roof, or gable/hip roof with max slope of 45°**

Have a mean Roof Height of **30 feet or less**

**FL29523.01: 032Al 100SL 1" nail strip on 15/32" plywood**

Wind	105	110	120	130	140	150	160	170	180	190	200
Zone 1:	A	A	A	A	A	A	A	A	A	A	A
Zone 2:	A	A	A	A	A	A	A	A	A	A	A
Zone 3:	A	A	A	A	A	A	A	A	A	A	A

Use this load table for structures which meet the following criteria:

Are located in **Exposure B** area

Have either a **flat roof less than 7°, hip roof with max slope of 45°, or gable roof with slope between 20° and 45°**

Have a mean Roof Height of **30 feet or less**

**FL29523.01: 032Al 100SL 1" nail strip on 15/32" plywood**

Wind	105	110	120	130	140	150	160	170	180	190	200
Zone 1:	A	A	A	A	A	A	A	A	A	A	A
Zone 2:	A	A	A	A	A	A	A	A	A	A	A
Zone 3:	A	A	A	A	A	A	A	A	A	A	A

Use this load table for structures which meet the following criteria:

Are located in **B, C, or D exposure** area

Have either a **flat roof, or gable/hip roof with max slope of 45°**

Have a mean Roof Height of **30 feet or less**

**FL29523.01: 032Al 100SL 1" nail strip on 15/32" plywood**

Wind	105	110	120	130	140	150	160	170	180	190	200
Zone 1:	A	A	A	A	A	A	A	A	A	A	A
Zone 2:	A	A	A	A	A	A	A	A	A	NR	NR
Zone 3:	A	A	A	A	A	A	A	A	NR	NR	NR

Use this load table for structures which meet the following criteria:

Are located in **B, C, or D exposure** area

Have either a **flat roof less than 7°, hip roof with max slope of 45°, or gable roof with slope between 20° and 45°**

Have a mean Roof Height of **30 feet or less**

**FL29523.01: 032Al 100SL 1" nail strip on 15/32" plywood**

Wind	105	110	120	130	140	150	160	170	180	190	200
Zone 1:	A	A	A	A	A	A	A	A	A	A	A
Zone 2:	A	A	A	A	A	A	A	A	A	A	A
Zone 3:	A	A	A	A	A	A	A	A	NR	NR	NR